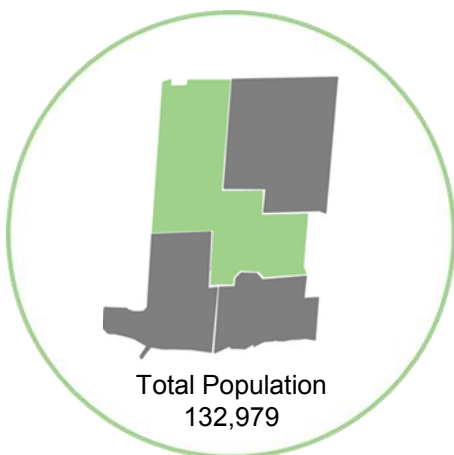


Halton community profile series

If Milton

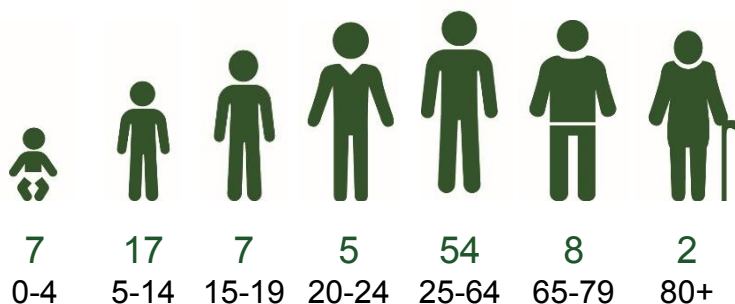
were a village of 100 people



Sex



Age



Household Size



4	1 person household
14	2 person household
17	3 person household
31	4 person household
33	5+ person household
3.3	Average # of people

The remaining 1 person lives in an institution (e.g. long-term care home, correctional facility, hospital, etc.)

Marital status

Among the 76 people aged 15 and over...



20
single/
never
married



49
married /
common law



7
divorced/
separated/
widowed

Population groups



1	Indigenous peoples
55	Racialized persons
7	recent Immigrants (arrival 2016-2021)

Language spoken most often at home



Additional languages account for the remaining 8 people.

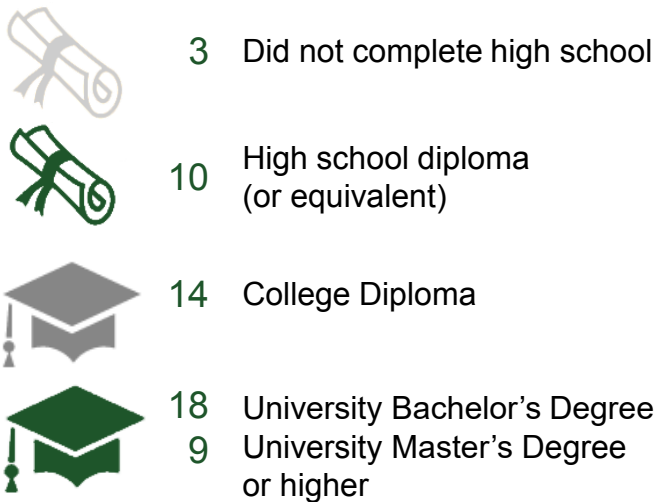
Halton community profile series

If Milton

were a village of 100 people

Highest Education Completed

Among the 54 people aged 25-64...



Employment

Among the 76 people aged 15 and over...



Type of Employment

Among the 48 people who are employed...



Household Income (after-tax)



Less than \$25,000	3
\$25,000 - \$49,999	9
\$50,000 - \$79,999	18
\$80,000 - \$99,999	15
\$100,000 - \$149,999	31
More than \$150,000	24



At or below LIM (Low Income Measure) 6

Main Mode of Commuting

Among the 48 people who are employed...



18 Worked from Home

Among the 30 people who commuted ...



27 Private Vehicle (driver or passenger)



1 Public Transit



1 Walk / Bicycle

The remaining 1 person used another form of transportation.