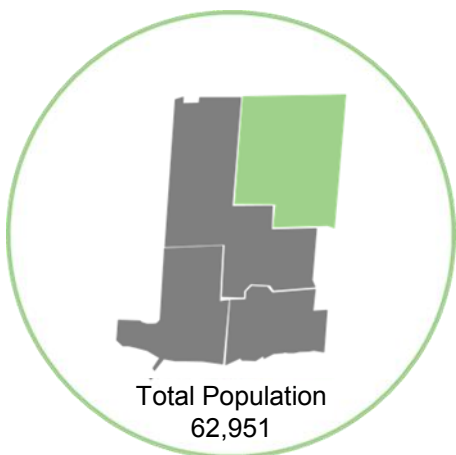


Halton community profile series


If Halton Hills were a village of 100 people



Sex



Age



Household Size



6	1 person household
21	2 person household
19	3 person household
31	4 person household
22	5+ person household
2.9	Average # of people

The remaining 1 person lives in an institution (e.g. long-term care home, correctional facility, hospital, etc.)

Marital status

Among the 83 people aged 15 and over...



22
single/
never
married



51
married /
common law



10
divorced/
separated/
widowed

Population groups



2	Indigenous peoples
14	Racialized persons
1	recent Immigrants (arrival 2016-2021)

Language spoken most often at home



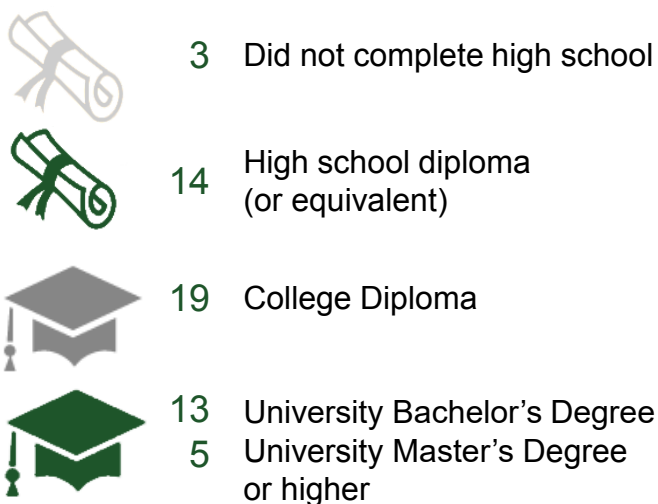
Additional languages account for the remaining 3 people.

Halton community profile series

If Halton Hills were a village of 100 people

Highest Education Completed

Among the 54 people aged 25-64...



Employment

Among the 83 people aged 15 and over...



Type of Employment

Among the 52 people who are employed...



Household Income (after-tax)



Less than \$25,000	5
\$25,000 - \$49,999	12
\$50,000 - \$79,999	17
\$80,000 - \$99,999	12
\$100,000 - \$149,999	26
More than \$150,000	28



At or below LIM
(Low Income Measure) 5

Main Mode of Commuting

Among the 52 people who are employed...



15 Worked from Home

Among the 37 people who commuted ...



34 Private Vehicle
(driver or passenger)



0 Public Transit



1 Walk / Bicycle

The remaining 2 people used another form of transportation.