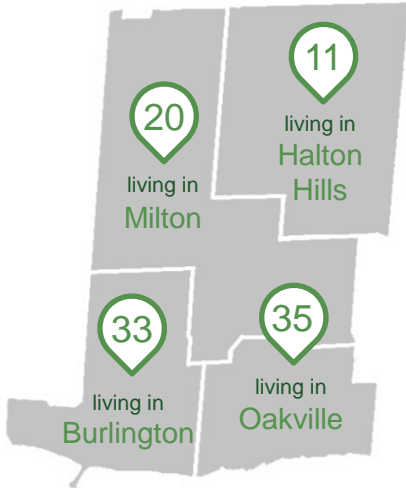



Halton community profile series

If Halton Region were a village of 100 people

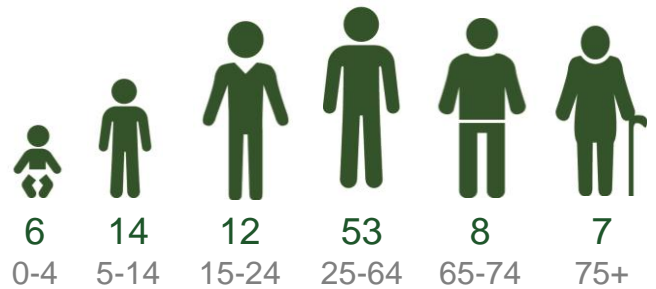
Municipality



Sex



Age



Income




Population groups



Marital status

Among the 80 people aged 15 and over...



Education

Among the 53 people aged 25-64...



Employment

Among the 80 people aged 15 and over...



Languages spoken at home



Source: Statistics Canada, 2016 Census of Population. This infographic was adapted for Halton from the Community Profile series produced by the Canadian Council on Social Development (ccsd.ca) using data available from its Community Data Program (communitydata.ca). *immigrated between 2011-2016. †Based on low income cut-offs (LICO). Numbers may not always add up to 100 due to rounding.