

# Halton Region Highlights on the 2021 Statistics Canada Census

## Census release #7b – Labour and commuting

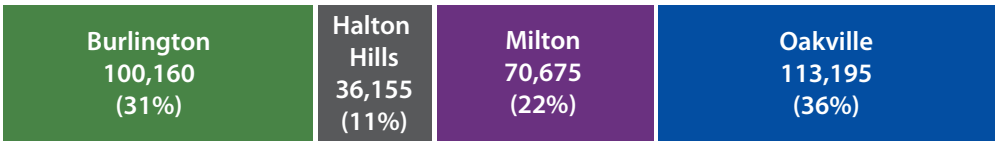
**320,175** people comprise Halton's labour force in 2021 (aged 15 years and over).

**158,605** Halton residents over the age of 15 were not part of the Halton labour force in 2021.

### Halton labour force in 2021<sup>1</sup>



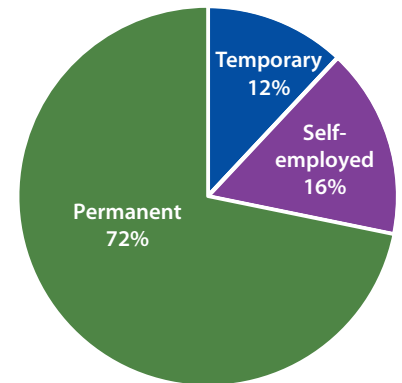
### Halton labour force by municipality in 2021<sup>1</sup>



### Percent of the employed labour force (aged 15 years and over) that worked at home<sup>2</sup>, 2011 to 2021

Year	Burlington	Halton Hills	Milton	Oakville	Halton	GTHA	Ontario
2011	7%	8%	7%	9%	8%	7%	7%
2016	9%	8%	8%	11%	9%	7%	7%
2021	37%	30%	37%	45%	39%	33%	30%
Percentage Point change (2011-2021)	+30pp	+22pp	+30pp	+36pp	+31pp	+26pp	+23pp

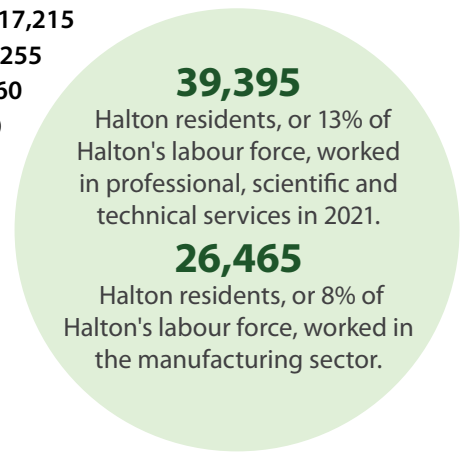
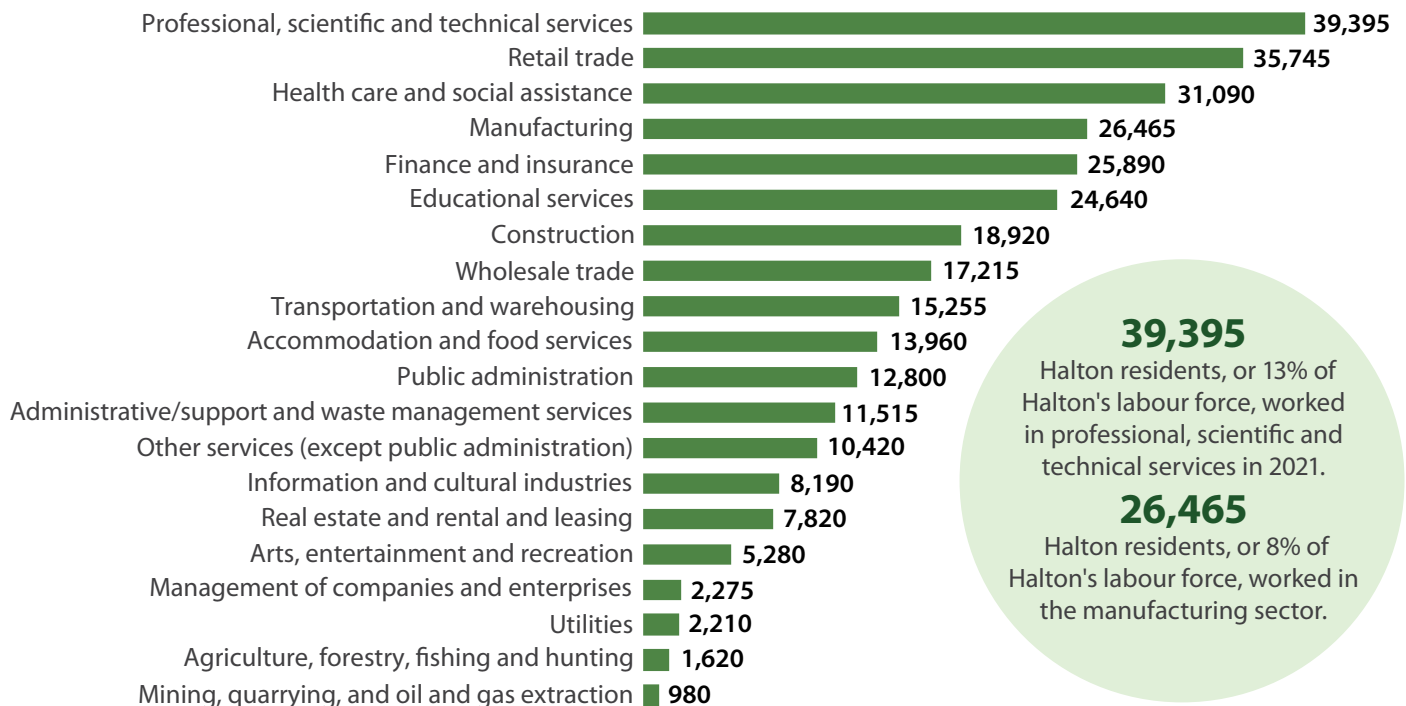
### Halton labour force by job permanency in 2021



During the COVID-19 pandemic in 2021, 39% of Halton's labour force, or **110,750** Halton residents, worked from home<sup>2</sup> (WFH), over **5x** the 2011 level.



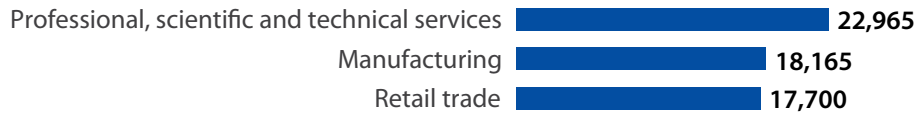
### Halton labour force by industry sector in 2021



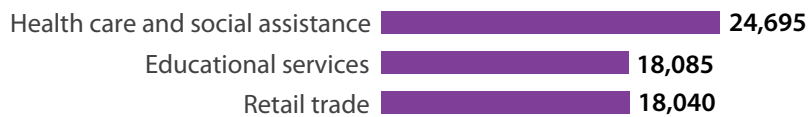
# Census release #7b – Labour and commuting (cont.)

While professional, scientific and technical services was the leading industry sector among Halton males, health care and social assistance was the top sector among women, accounting for 16% of the female labour force.

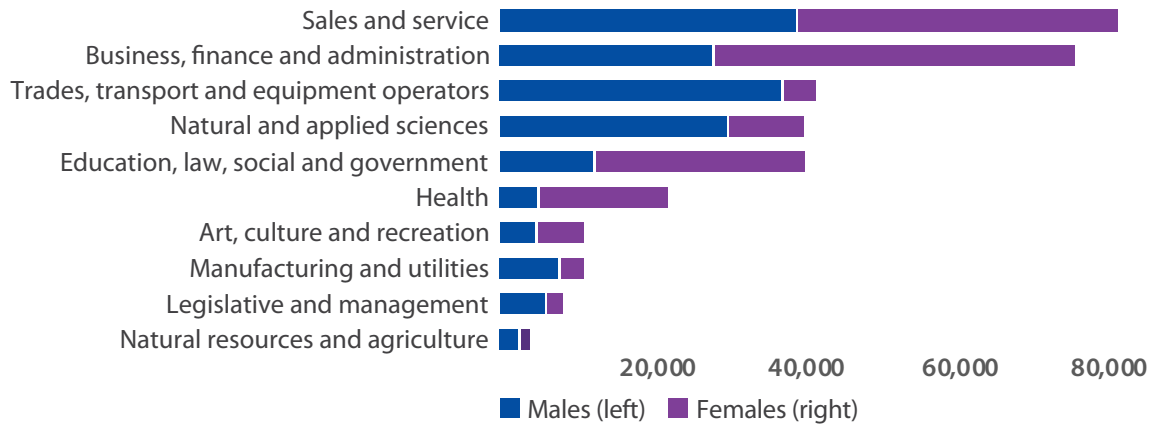
## Leading industry sector among Halton's males in 2021



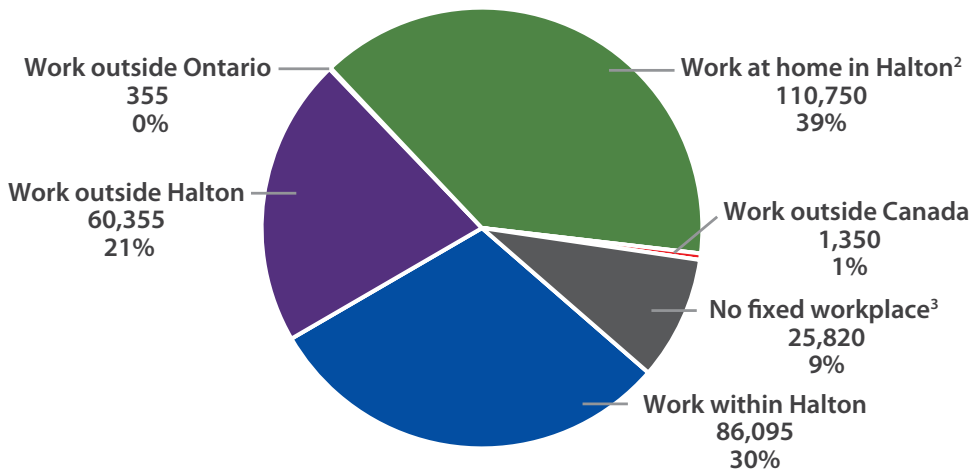
## Leading industry sector among Halton's females in 2021



## Occupations held by Halton's labour force by gender in 2021



## Place of work of Halton labour force in 2021

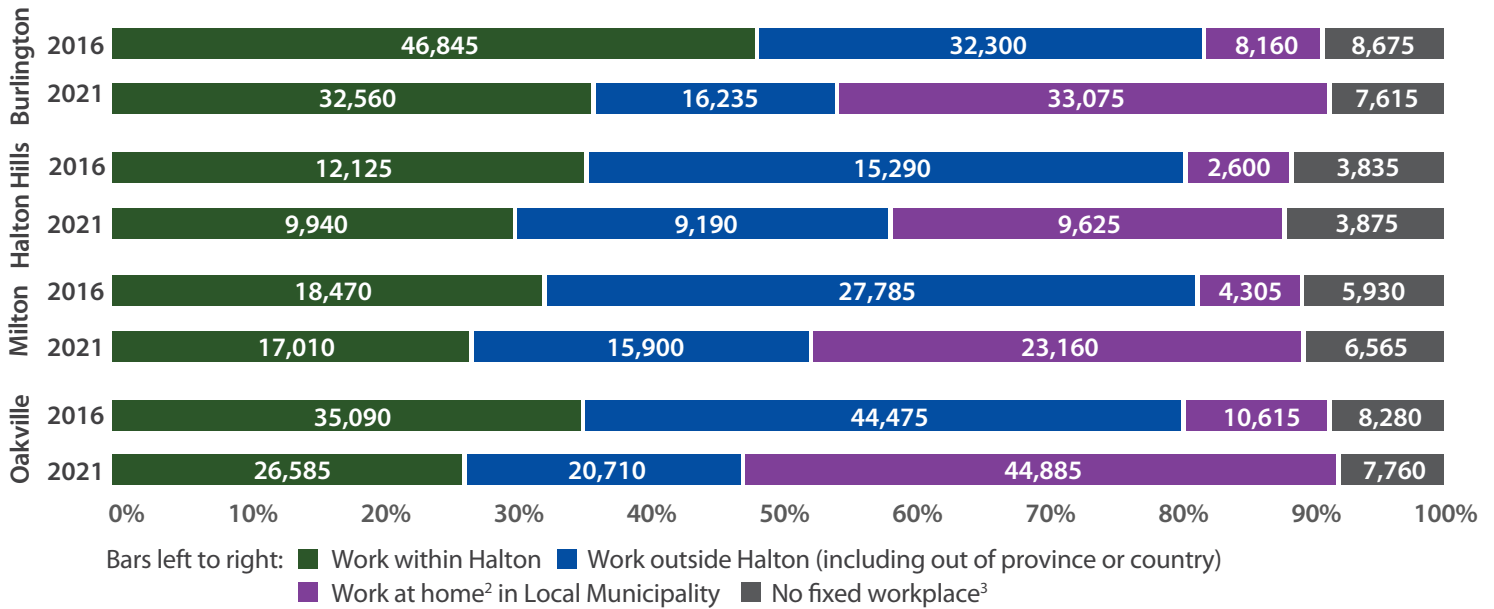


Over **86,000** (30%) residents of Halton (aged 15 years and over) that worked outside of their home at a usual place of work, commute within Halton.

Over **60,300** (21%) residents of Halton commute to another municipality outside of Halton.

# Census release #7b – Labour and commuting (cont.)

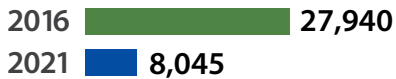
## Place of work of Local Municipal labour force across Halton in 2016 and 2021



## Halton labour force commuting by private vehicle



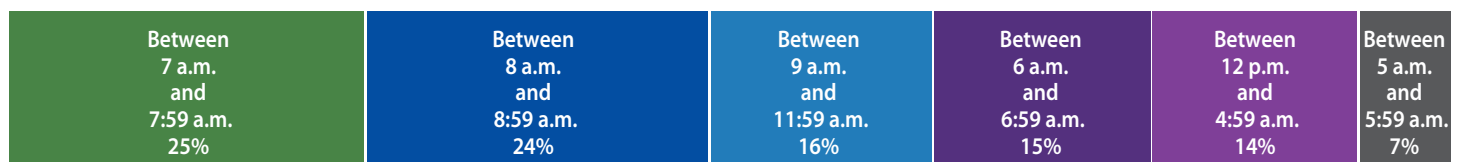
## Halton labour force commuting by public transit



During the COVID-19 pandemic in 2021, **153,240** Halton residents commuted by private car, truck or van to work. This represents **64,180** fewer vehicle-based commuters than in 2016, a decrease of 42%.

In 2021, **8,045** Halton residents commuted public transit to work. This represents **19,895** fewer public transit-based commuters than in 2016, a decrease of 247% largely attributable to workers staying home due to the COVID-19 pandemic.

## Time leaving for work of Halton's labour force (aged 15 years and over with a usual place of work) in 2021



Information presented in this infographic is based on the Statistics Canada 2021 Census and previous Census years. Statistics Canada conducts a national Census of Population every five years. Statistics Canada will be releasing Census findings throughout 2022 in a series of seven data releases.

**Notes:** (1) Figures may not total due to rounding. (2) Work from home refers to persons whose job is located in the same building as their place of residence, persons who live and work on the same farm and teleworkers who spend most of their work week working at home. (3) No fixed workplace refers to persons who do not go to the same workplace location at the beginning of each shift.

**Source:** Statistics Canada. Census Profile, 2021 Census of Population.