

COVID-19 Eye Protection Guidance: Workplace




When should staff wear eye protection?

Staff should always wear proper Personal Protective Equipment (PPE), including eye protection and medical mask.

- When a staff member is within 2 meters of a patron who is not wearing a mask OR
- When a staff member is within 2 meters of a patron or coworker for longer than 15 minutes regardless of masking

For example:

- A waiter at restaurant, where patrons remove their masks to eat or drink, and the waiter is within 2 meters of the patrons
- A hair stylist, where customer is wearing a mask, but hair stylist is required to be within 2 meters of customer for longer than 15 minutes to provide service

Options	Considerations in Selection
Goggles 	<ul style="list-style-type: none"> • Provide the most reliable eye protection from splashes, sprays and respiratory droplets with the snug fit around the eyes. • Comes with an adjustable band to allow a firmly secured fit.
Face Shield 	<ul style="list-style-type: none"> • Must cover the front and sides of the face and extend to the chin to reduce the possibility of splash, spray or respiratory droplets from going around the edges of the shield. • Does NOT filter respiratory droplets – droplets can escape around the sides of the face shield. • DOES NOT replace the need for a face mask.
Safety Glasses 	<ul style="list-style-type: none"> • Do NOT provide the same level of protection from splashes, sprays and respiratory droplets as goggles or face shields. • Ensure there is a snug fit with no gaps between the glasses and your face. This is to provide a barrier to prevent splashes/sprays from the front, the sides and the top of the eyes when your head is lowered.
<p>Prescription eye glasses DO NOT replace the need for eye protection; they may be worn underneath face shields and under some types of protective eye wear.</p>	

Additional Tips:

- Do NOT share your eye protection with others. Staff should have their own and label it.
- Make sure the type of eye protection worn is suited to the work task(s) assigned. Ensure proper fit of eye protection, and that it does not interfere with the fit of your mask.
- Ensure eye protection will not slip or require frequent handling and adjustment.
- Discard eye protection if it is damaged (e.g., scratched, pitted, broken, bent, ill-fitting, interferes with vision, no longer fastens securely).

Cleaning your eye protection:

All eye protection should be cleaned and disinfected between each use. When manufacturer instructions for cleaning and disinfection are not available, follow these steps:

1. Clean hands.
2. Wipe the inside (the less soiled part), followed by the outside (the more soiled part) of the eye protection using a disinfecting wipe or disinfecting solution.
3. Ensure all surfaces remain wet for the disinfectant contact time (e.g. 1-3 minutes).
4. Rinse with tap water and allow to dry on a clean surface such as on a clean paper towel.
5. Clean hands.
6. When dry, store in a clean, dry container labelled with your name and store in a designated area.

Putting on and taking off a medical mask and eye protection:

Putting on mask and eye protection	Removing mask and eye protection
<ul style="list-style-type: none">• Clean hands (for 15 seconds)• Position mask with the nosepiece on top and place the loops of the mask over each ear.• Stretch the mask to fit snugly under the chin. Bend the nose bar over the bridge of the nose so that the mask fits snugly over the nose and the mouth.• Put on eye protection.	<ul style="list-style-type: none">• Clean hands (for 15 seconds).• Remove eye protection.• Clean and disinfect the eye protection (see below)• Remove mask by pulling the loops of the mask forward and away from the face. Avoid touching the outside. Discard into the garbage.• Clean hands.

References

Putting on mask and eye protection, Public Health Ontario, video: <https://www.publichealthontario.ca/en/videos/ipac-maskeyes-on>

Taking off mask and eye protection, Public Health Ontario, video: <https://www.publichealthontario.ca/en/videos/ipac-maskeyes-off>

Cleaning and disinfection of reusable eye protection, Public Health Ontario: <https://www.publichealthontario.ca/-/media/documents/ncov/ipac/2021/03/covid-19-infographic-cleaning-eye-protection.pdf?la=en>

Adapted from Ottawa Public Health with permission from COMO School Working Group