



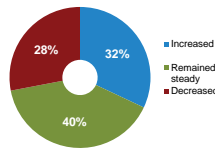
BUSINESS CONDITIONS

BUSINESS

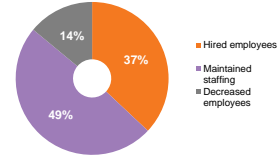
Past Year Business Profits¹

	Percentage Distributions				
	2015	2016	2017	2018	2019
Increased	36%	42%	41%	36%	32%
Remained steady	43%	39%	37%	44%	40%
Decreased	22%	19%	22%	21%	28%
Total	100%	100%	100%	100%	100%

Past Year Business Profits 2019¹



Past Year Business Staffing 2019¹



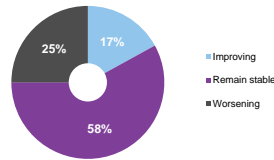
Past Year Business Staffing¹

	Percentage Distributions				
	2015	2016	2017	2018	2019
Hired employees	29%	34%	41%	32%	37%
Maintained staffing	57%	54%	47%	57%	49%
Decreased employees	14%	12%	12%	11%	14%
Total	100%	100%	100%	100%	100%

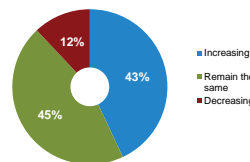
Halton Business Forecasts and Expectations¹

	Percentage
Halton's Economic Conditions next 12 months	
Improving	17%
Remain stable	58%
Worsening	25%
Business Profit Forecast next 12 months	
Increasing	43%
Remain the same	45%
Decreasing	12%
Staffing Expectations next 12 months	
Hiring employees	36%
Maintaining staffing	56%
Decreasing employees	8%

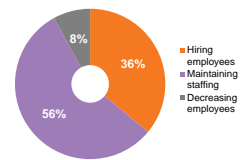
Economic Conditions in Halton Forecast next 12 months¹



Business Profit Forecast next 12 months¹



Business Staffing Expectation next 12 months¹



Productivity Investments over the last 12 months¹

	Percentage
Invested in productivity	
Yes	66%
No	34%
Types of productivity investment planned	
Skills training	32%
Research and development	9%
Machinery and equipment	25%
Information and communication technology	34%

Capital Improvement Investments over the next 12 months¹

	Percentage
Invested in capital improvements	
Yes	36%
No	64%
Types of capital improvements	
Vehicles	32%
Facility expansion	10%
Additional land and buildings	14%
Facility renovation	67%

Sources

¹ Halton Region, Business Conditions Survey

For more detailed statistics or to request customized reports, please contact us.



Disclaimer: Halton Region

does not warrant the

Last modified: March 3, 2020